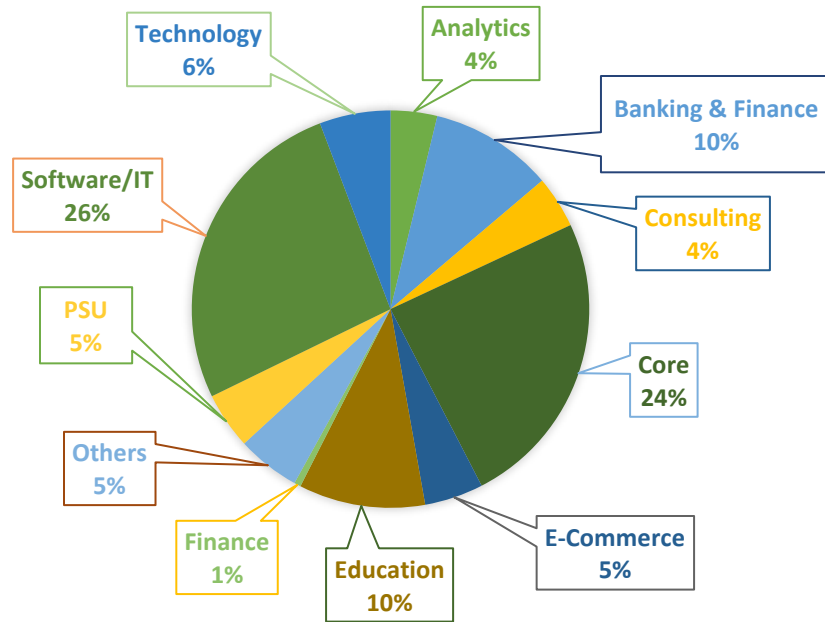
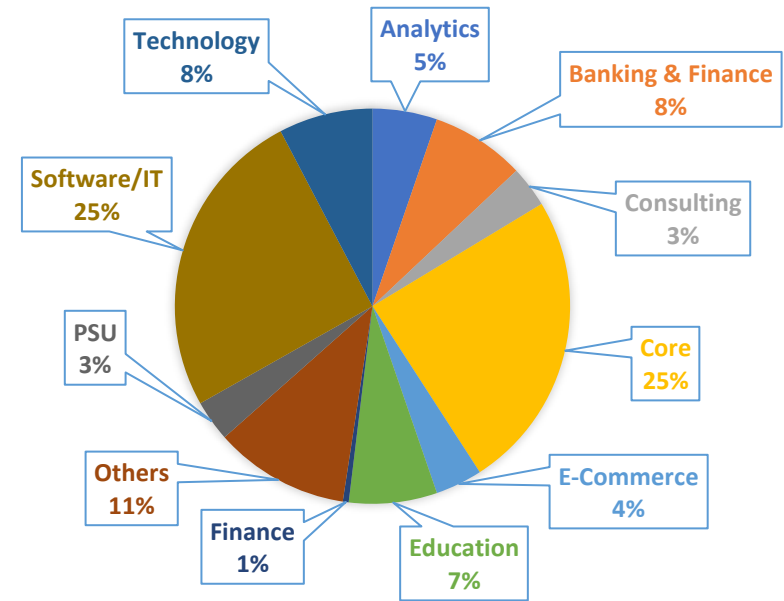


2022-23 PLACEMENT REPORT

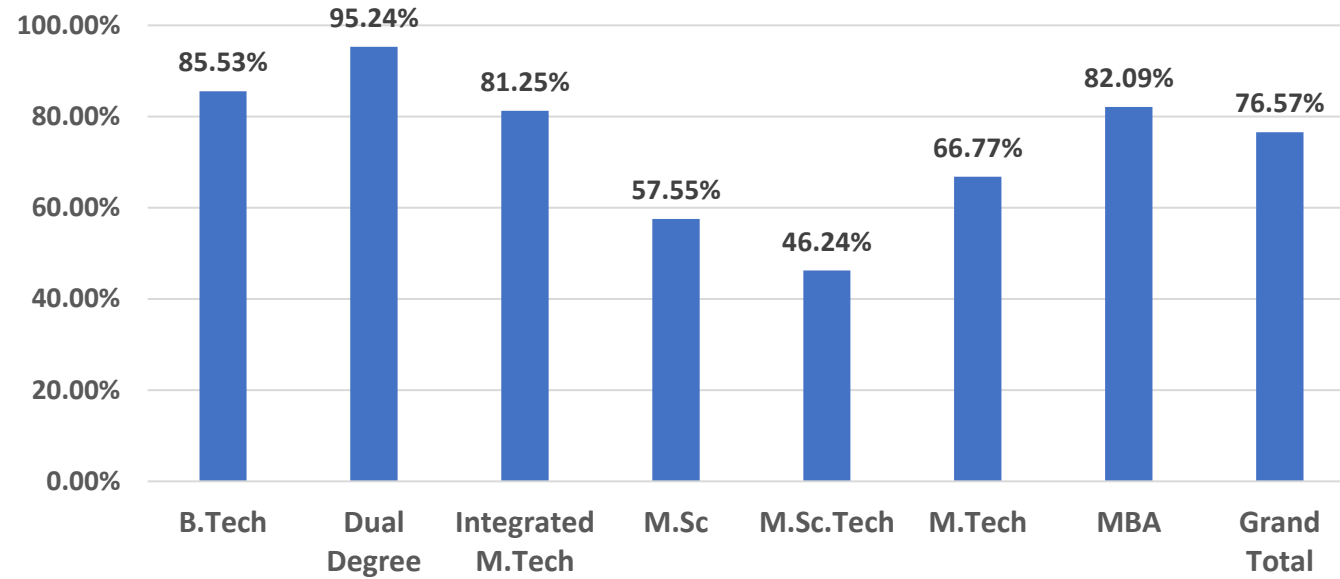
Sector Wise Placement Spread



Sector Wise Company Spread

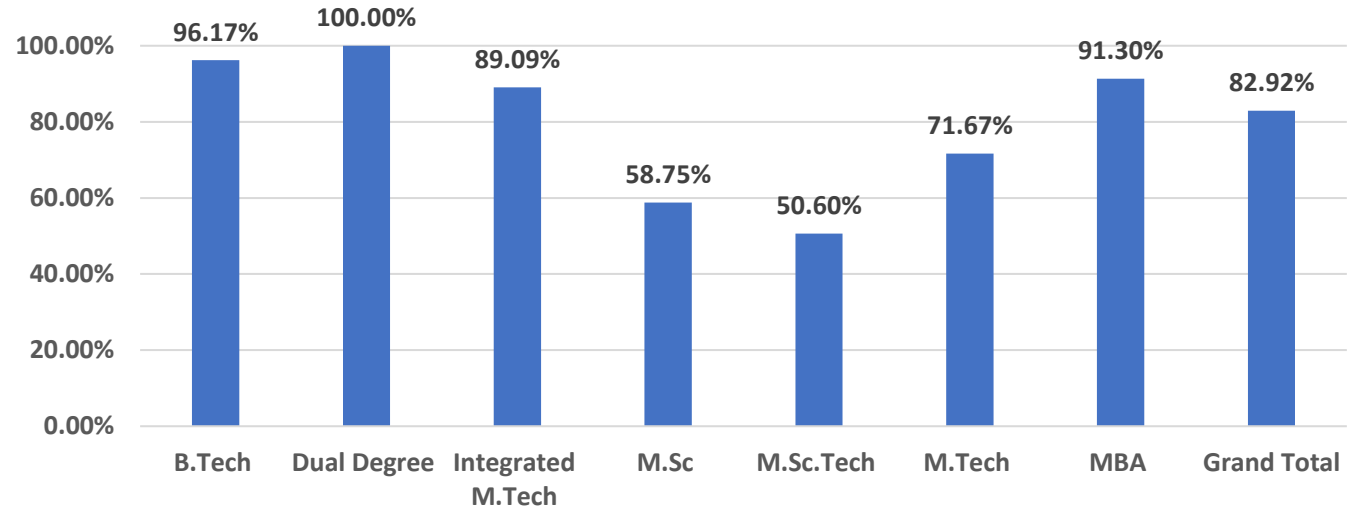


Course wise placement report 2022-23 Batch



Course Wise Placement Report 2022-23 Batch			
Course	No. of Students*	Total Placed(On+Off)	Percentage
B.Tech	774	662	85.53%
Dual Degree	21	20	95.24%
Integrated M.Tech	64	52	81.25%
M.Sc	106	61	57.55%
M.Sc.Tech	93	43	46.24%
M.Tech	322	215	66.77%
MBA	67	55	82.09%
Grand Total	1447	1108	76.57%
*Excluding unregistered students			

Course Wise Placement Report 2022-23 Batch above 7 CGPA students



Course Wise Placement Report 2022-23 Batch above 7 CGPA students			
Course	No. of Students*	Total Placed(On+Off)	Percentage
B.Tech	522	502	96.17%
Dual Degree	16	16	100.00%
Integrated M.Tech	55	49	89.09%
M.Sc	80	47	58.75%
M.Sc.Tech	83	42	50.60%
M.Tech	293	210	71.67%
MBA	46	42	91.30%
Grand Total	1095	908	82.92%
*Excluding unregistered students			

Branches	Placement percentage	Average CTC (range) in LPA		No of companies opened for job
B.Tech Chemical Engineering	87.88	13.11	(6-33)	113
B.Tech Civil Engineering	75.00	12.88	(6-51)	119
B.Tech Computer Science Engineering	93.13	27.29	(5-56)	167
B.Tech Electrical Engineering	81.31	20.49	(8-51)	175
B.Tech Electronics Engineering	92.45	24.02	(5-24)	177
B.Tech Engineering Physics	69.23	22.48	(8-44)	89
B.Tech Environmental Engineering	80.00	12.61	(6-44)	99
B.Tech Mechanical Engineering	83.52	14.74	(5-52)	161
B.Tech Mineral & Metallurgical Engineering	74.07	13.55	(5-39)	146
B.Tech Mining Engineering	82.93	14.46	(5-40)	119
B.Tech Mining Machinery Engineering	75.00	15.12	(7-44)	46
B.Tech Petroleum Engineering	89.74	18.15	(6-51)	106
Int-M.tech-AGL	75.00	10.03	(5-15)	82
Int-M.tech-AGP	70.00	15.77	(7-30)	70
Int-M. Tech-M&C	85.71	29.60	(8-51)	79

Batch 2023 department wise UG placement details

Branches	Placement percentage	Average CTC (range) in LPA		No of companies opened for job
M.Sc Chemistry	46.15	8.22	(6-14)	20
M.Sc Mathematics & Computing	72.50	9.51	(5-15)	53
M.Sc Physics	51.85	8.37	(6-14)	35
M.Sc.Tech Applied Geology	54.24	12.51	(8-25)	36
M.Sc.Tech Applied Geophysics	32.35	14.12	(7-25)	36
M.Tech Applied Geology	40.00	12.86	(8-24)	44
M.Tech Chemical Engineering	58.33	9.19	(6-14)	64
M.Tech Civil Engineering	35.00	10.19	(7-18)	64
M.Tech Computer Science and Engineering	88.89	17.26	(10-44)	71
M.Tech Data Analytics	80.00	13.16	(10-18)	45
M.Tech Earthquake Science and Engineering	80.00	8.45	(6-14)	52
M.Tech Electrical Engineering	55.56	13.49	(6-27)	87
M.Tech Electronics Engineering	73.91	14.38	(10-32)	88
M.Tech Environmental Science & Engineering	65.63	8.94	(6-13)	70
M.Tech Fuel, Minerals & Metallurgical Engineering	66.67	9.01	(7-12)	55
M.Tech Industrial Engineering & Management	72.22	11.23	(6-15)	61
M.Tech Mechanical Engineering	70.73	11.29	(6-22)	87
M.Tech Mining Engineering	79.31	09.00	(5-14)	68
M.Tech Mining Machinery Engineering	73.91	9.48	(5-17)	07
M.Tech Petroleum Engineering	48.28	10.18	(6-23)	57
M.Tech Pharmaceutical Science & Engineering	54.55	13.14	(5-44)	56
MBA Business Analytics	88.24	13.46	(8-30)	31
MBA Finance	93.33	10.54	(8-16)	22
MBA HR	50.00	12.11	(8-14)	17
MBA Marketing	86.96	11.39	(7-18)	39
MBA Operations	66.67	10.75	(10-12)	24

Batch 2023 department wise PG placement details

Some Companies Which Visited for 2023 Batch

